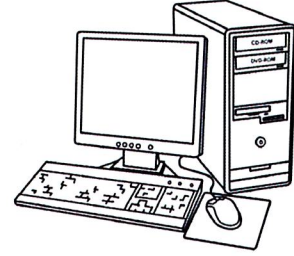



Special Areas – 3rd Grade




Dear Parents,

This packet is a collection of work from your child's Special Area teachers at Ellicottville Central School. This work includes simple tasks for each subject area that your child should be working on as part of their virtual learning experience, in addition to their core classes.

In this packet, you will find work for the month of **April** from:

- Art – Mrs. Lechner (1 page)
- Computers – Mrs. Reed (same as last month)
- Library – Mrs. Illig (1 page)
- Music – Ms. Weller (3 pages)
- Physical Education – Mr. Mendell (1 page)
- Activity Log to log all special area work done this month



Please have your child complete the work enclosed, and following instructions included on the pages for each subject, send pictures of the requested completed work via email to Mrs. Leanne Pfeffer at: lpfeffer@ecsny.org If you can not email the work, please place it back in the folder and return it to school.

This packet is due April 30th.

Please note: This work will be graded for report card purposes, and needs to be completed and returned in order for your child to be given a passing grade. This packet is due by the end of April, and a new packet will be sent home prior to the start of May.

we will get thru this
TOGETHER



If you have any questions about the work that is to be completed, please contact the appropriate teacher (contact information below). Thank you for your support and cooperation. Please reach out with questions at any time, and remember, we will get through this together!

The link to our Virtual Classrooms can be found on the school website. Go to www.ellicottvillecentral.com, click “Elementary”, then “Remote Learning Docs”

Mrs. Lil Lechner
llechner@ecsny.org
(716) 699-2318 Ext. 1172

Mrs. Pam Illig
pillig@ecsny.org
(716) 699-2318 Ext. 1105


Ms. Anna Fortais
afortais@ecsny.org
(716) 699-2318 Ext. 1127

Mrs. Heather Reed
hreed@ecsny.org
(716) 699-2318 Ext. 1138


Ms. Kathy Weller
kweller@ecsny.org
(716) 699-2318 Ext. 1147

Mr. Chris Mendell
cmendell@ecsny.org
(716) 699-2318 Ext. 1151

A P R I L 2021




Library - 3rd Grade
Mrs. Pam Illig

Sunday	Monday	Tuesday	Wednesday	Thursday	Friday	Saturday
	29 What is an encyclopedia?	30 Would you use an encyclopedia for research?	31 What else could you use for research?	1 No School	2 No School	3
4  Egg Hunt	5 No School	6 No School	7 No School	8 No School	9 No School	10
11	12 What type of information is used for research?	13 What is the best way to take notes for research?	14 Name 3 facts about a dog.	15 Name 3 facts about cats.	16 Write your facts in a sentence.	17
18	19 What are listening skills?	20 Why must you read directions for a test carefully?	21 How do good listening skills help you?	22 What is a habitat of an animal?	23 What is meant by the description of an animal?	24
25	26 When taking notes on a subject what must we remember?	27 Must we read every word in a nonfiction book?	28 Must you read a nonfiction book in order?	29 Name 3 book tools that come in handy when looking for information	30 Read a book this weekend	


A P R I L 2 0 2 1




Art - 3rd Grade
Mrs. Lil Lechner

Sunday	Monday	Tuesday	Wednesday	Thursday	Friday	Saturday
	29 Use toilet paper tubes to create rabbits. Google eye, pipe cleaners and paper for the ears and face.	30 Trace your hand on colored paper. Fold the thumb and pinky in word. This will create a rabbit. Decorate the face.	31 Draw and Easter egg and she how many different lines and shapes you can use to decorate. Add color.	1 No School	2 No School	3
4 Easter 	5 No School	6 No School	7 No School	8 No School	9 No School	10
11	12 Look up the artist Georgia O'Keefe. See if you can draw flowers that are closeup.	13 Draw a picture of a rainy day. Make sure you have an umbrella.	14 Your choice	15 Take a walk and see if you can find some spring flowers that are blooming	16 Make a letter U see if you can turn it into a tulip. Draw it out on paper and add color.	17
18	19 Use a plastic fork and paper to create a flower on white paper. Draw a stem.	20 Draw a rainbow with a cloud. Add color to it.	21 Your choice	22 Use a paper plate to make the earth. Look up a pic of what the earth looks like. Add color.	23 Draw a ladybug. Don't forget your black spots.	24
25	26 Draw a flowering tree with buds.	27 Take a paper plate. Cut a small triangle out. Paint the plate for the flower top and add a stem.	28 Your choice	29 Buy or pick some flowers. See if you can draw a picture of them in a vase.	30 Cut out facial features from a magazine, glue to make a funny face.	

A P R I L 2 0 2 1




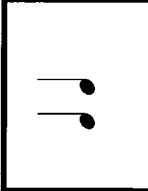





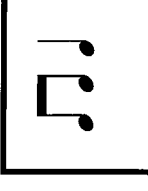

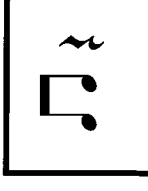


Music - 3rd Grade
Ms. Kathy Weller

Sunday	Monday	Tuesday	Wednesday	Thursday	Friday	Saturday
<p>Week 1:</p>	<p>29</p> <p>Do movements for "One Green Jellybean" and a body percussion song</p>	<p>30</p>	<p>31</p>	<p>1</p> <p>No School</p>	<p>2</p> <p>No School</p>	<p>3</p> <p>Try for one activity a week – or more if you'd like!</p>
<p>4</p> <p>Easter</p> <p>No School this week – do some optional activities if you'd like!</p> 	<p>5</p> <p>No School</p> <p>Use your scarf to create loud and quiet patterns along with your favorite song</p>	<p>6</p> <p>No School</p> <p>Listen to the song "Five Little Ducks", then print & color the book (in the Virtual Classroom)</p>	<p>7</p> <p>No School</p> <p>Optional activity: Learn the Penguin Dance</p>	<p>8</p> <p>No School</p> <p>Optional activity: Keep a beat using found items around the house</p>	<p>9</p> <p>No School</p> <p>Optional activity: Color the page included</p>	<p>10</p> <p>(Go to my Virtual Classroom for links and help with all activities)</p>
<p>11</p> <p>Week 2:</p>	<p>12</p> <p>Worksheet K or L – or both!</p>	<p>13</p>	<p>14</p>	<p>15</p>	<p>16</p>	<p>17</p>
<p>18</p> <p>Week 3:</p>	<p>19</p> <p>Learn about the Percussion family of the orchestra</p>	<p>20</p>	<p>21</p>	<p>22</p>	<p>23</p>	<p>24</p>
<p>25</p> <p>Week 4:</p>	<p>26</p> <p>Learn sign language to the song "Earth Day Every Day"</p>	<p>27</p>	<p>28</p>	<p>29</p>	<p>30</p>	<p>In my Virtual Classroom, you'll see a video and/or explanation for every activity!</p>

Dice Composition

Roll the dice and write the rhythms in the boxes below. When you are done, practice performing your composition.

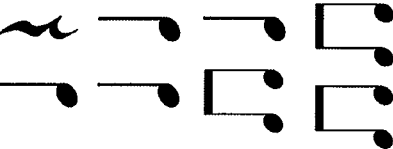
Name: _____



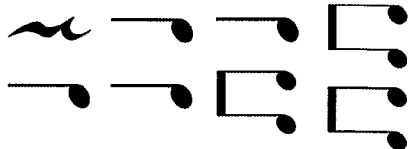
Spring

Rhythm Match Up

Draw a line from the spring word to its matching rhythm.





- Rain
- Rubber boots
- Pitter patter
- Rainbow





- Caterpillar
- Sun
- Blossoms
- Butterfly


COLOR BY NOTE

QUARTER NOTE = GREEN 


HALF REST = BLUE 

QUARTER REST = WHITE 


2 EIGHTH NOTES = PURPLE 

WHOLE NOTE = YELLOW 


HALF NOTE = PINK OR ORANGE 



APRIL 2021



Physical Education - 3rd Grade Mr. Chris Mendell

Sunday	Monday	Tuesday	Wednesday	Thursday	Friday	Saturday
4  Easter	5 No School	6 No School	7 No School	8 No School	9 No School	10
11	12 Jump Rope Skills https://www.youtube.com/watch?v=D4CXWvFZnaU	13 Go for a walk or Play outside	14 Jump Rope Skills https://www.youtube.com/watch?v=D4CXWvFZnaU	15 Go for walk or Play outside	16 Jump Rope Skills https://www.youtube.com/watch?v=D4CXWvFZnaU	17
18	19 Karate for Kids https://www.youtube.com/watch?v=sRNQulicqo4&list=PLEntKuZxXbME57HhYcNp g64h3Kn8ueigA	20 Go for a hike for a bike ride.	21 Karate for Kids https://www.youtube.com/watch?v=sRNQulicqo4&list=PLEntKuZxXbME57HhYcNp g64h3Kn8ueigA	22 Go for a hike or a bike ride.	23 Karate for Kids https://www.youtube.com/watch?v=sRNQulicqo4&list=PLEntKuZxXbME57HhYcNp g64h3Kn8ueigA	24
25	26 Baseball/Softball Skills https://www.youtube.com/watch?v=X8g w1VvAv5g	27 Hopscotch Inside or outside	28 Baseball/Softball Skills https://www.youtube.com/watch?v=X8g w1VvAv5g	29 Hopscotch Inside or Outside	30 Baseball/Softball Skills https://www.youtube.com/watch?v=X8g w1VvAv5g	
	29 Soccer Skills https://www.youtube.com/watch?v=coQ dgX1XbEM	30 Soccer Skills https://www.youtube.com/watch?v=coQ dgX1XbEM	31 Soccer Skills https://www.youtube.com/watch?v=coQ dgX1XbEM	1 No School	2 No School	3

Name: _____

Teacher: _____

3rd Grade

April Activity log - Special area subjects

Please include the date and a short description of the activity, such as "4/23 - Drew a picture of a character from a book"

Art

Date: _____
Short description of art activity:

Library

Date: _____
Short description of library activity:

Music

Date: _____
Short description of music activity:

Phys Ed

Sign here to verify that your child has completed
120 minutes of physical fitness for this week:

Week 1:
March
29th-31st (No
School April
1st-11th -
Optional
work)

Date: _____
Short description of art activity:

Date: _____
Short description of library activity:

Date: _____
Short description of music activity:

Sign here to verify that your child has completed
120 minutes of physical fitness for this week:

Week 2:
April
12th-16th

Date: _____
Short description of art activity:

Date: _____
Short description of library activity:

Date: _____
Short description of music activity:

Sign here to verify that your child has completed
120 minutes of physical fitness for this week:

Week 3:
April
19th-23rd

Date: _____
Short description of art activity:

Date: _____
Short description of library activity:

Date: _____
Short description of music activity:

Sign here to verify that your child has completed
120 minutes of physical fitness for this week:

Week 4:
April
26th-30th

Parents: Take a picture of this completed Activity Log and email it to:
lpfeffer@ecsny.org (or send back hard copy to school)
This will count towards 3rd Quarter grades for Special Area subjects.